

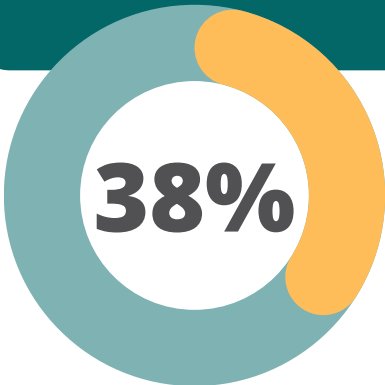
# GROSSMONT COLLEGE LATINX STUDENT ENROLLMENT & OUTCOMES

LATINX STUDENTS MADE UP 38% OF STUDENTS ENROLLED IN FALL 2023



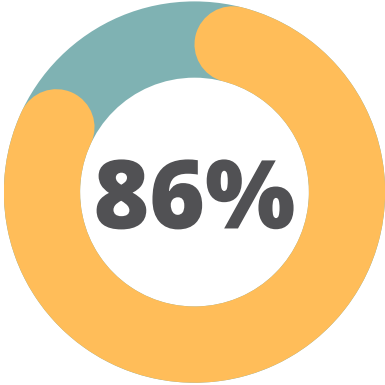
Enrollment	Fall 2021	Fall 2022	Fall 2023
African American/Black	736	785	812
American Indian/Alaskan Native	39	34	42
Asian	1,054	928	1,081
Hispanic/Latino	5,124	5,050	5,262
Middle Eastern	1,077	1,203	1,461
Other/Unknown	219	242	287
Pacific Islander	39	50	50
Two or more	850	847	914
White	4,041	3,787	3,785
Grand Total	13,179	12,926	13,694

FALL 2023



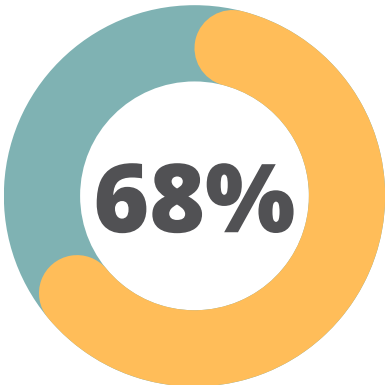
LATINX STUDENT ENROLLMENT

Retention	Fall 2021	Fall 2022	Fall 2023
African American/Black	79%	80%	82%
American Indian/Alaskan Native	79%	87%	87%
Asian	86%	87%	89%
Hispanic/Latino	82%	84%	86%
Middle Eastern	87%	87%	89%
Other/Unknown	86%	89%	85%
Pacific Islander	80%	83%	80%
Two or more	84%	87%	88%
White	85%	86%	88%
Grand Total	%	%	%



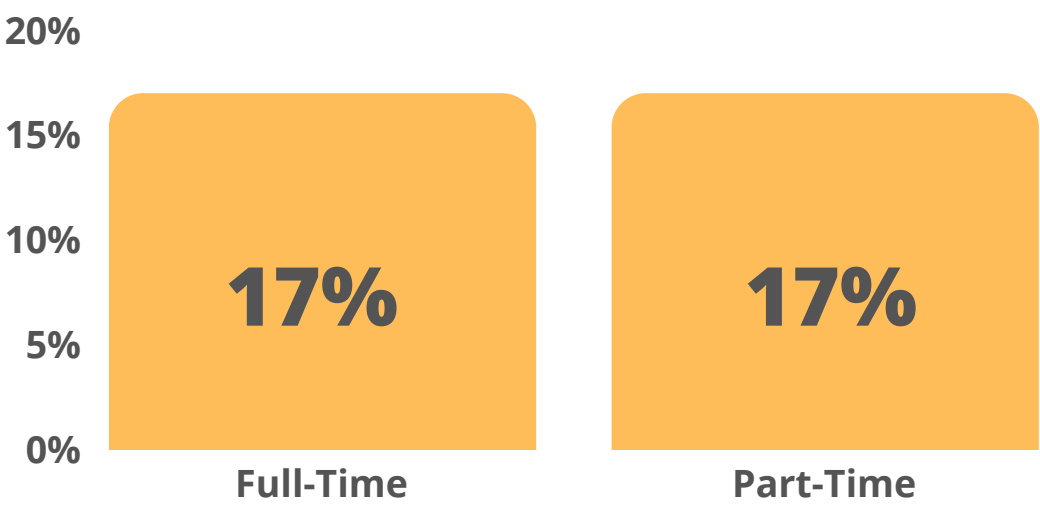
LATINX STUDENT RETENTION

Success	Fall 2021	Fall 2022	Fall 2023
African American/Black	59%	60%	63%
American Indian/Alaskan Native	62%	65%	71%
Asian	76%	75%	78%
Hispanic/Latino	65%	66%	68%
Middle Eastern	74%	73%	74%
Other/Unknown	71%	79%	72%
Pacific Islander	65%	63%	59%
Two or more	71%	73%	71%
White	74%	74%	76%
Grand Total	%	%	%



LATINX STUDENT SUCCESS

LATINX FACULTY AT GROSSMONT COLLEGE IN THE 2021/22 ACADEMIC YEAR...



GROSSMONT COLLEGE