

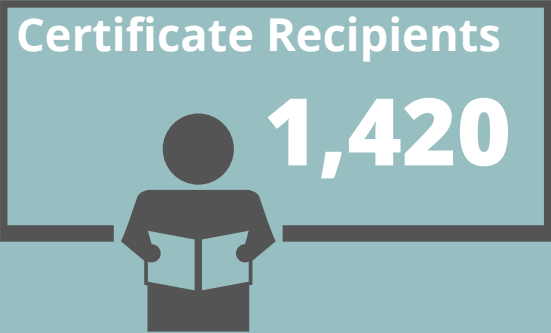

Key Performance Indicators
Student Goals

Grossmont College

A brief overview our our key performance indicators from the 2023-2024 Academic Year.

1. Degree recipients have decreased 3% over the past 4 years.

2023-2024




RACE/ETHNICITY

Degrees: recipients from each race/ethnicity group have remained steady from 2020-2024.

Certificates: Latinx & White students are overrepresented among award recipients.

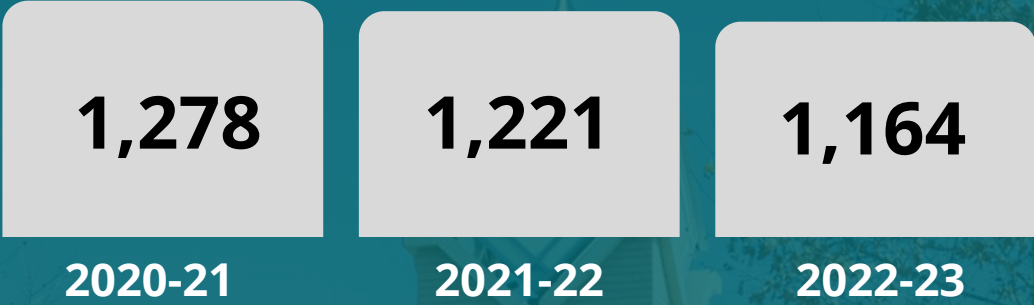
2. Certificate recipients have decreased 9% over the past 4 years.



3. Transfer to four-year institutions remain strong, with uneven outcomes across student groups.



Total student transfers to four-year institutions:



White students consistently have the highest transfer rates, peaking near 28% before a slight decline.

Transfers
Hispanic/Latinx students show gradual improvement over time, with transfer rates increasing from the low teens to around 19-21%.

Black/African American students experience lower and more variable transfer rates, indicating persistent equity gaps.

4. Living Wage Rates have not changed over the past 3 years.

